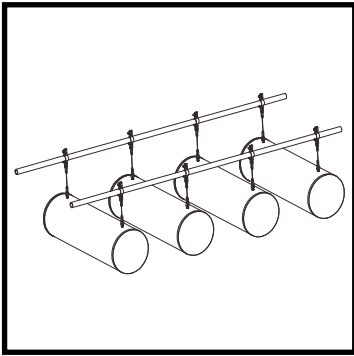
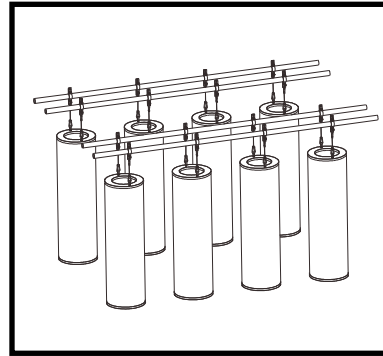


| AIR TUBE | TUBABSORBER | TUBABSORBER SY |

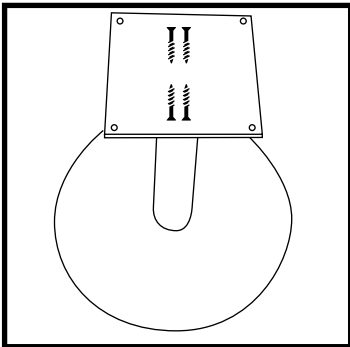


Horizontal and vertical suspension diagram examples.

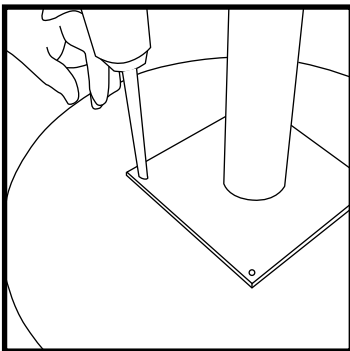
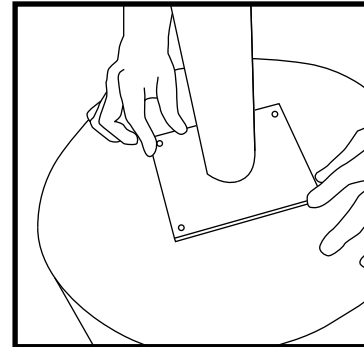


Accessories' kit:

As mounting kits can vary accordingly to project requirements, they are sold separately, and can be made available upon demand, please consult us at our website for more info.



Center the support on the base of the panel.



Screw the support to the base of the panel.

Place the panel with a distance between 6cm to 12cm of the walls.

